


ROSENDAL MASSIVE



ROSENDAL R70/3W
white coated



ROSENDAL R70/3SS
chrome



ROSENDAL R70/3B
black coated finish

ROSENDAL MASSIVE

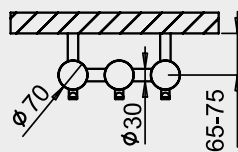
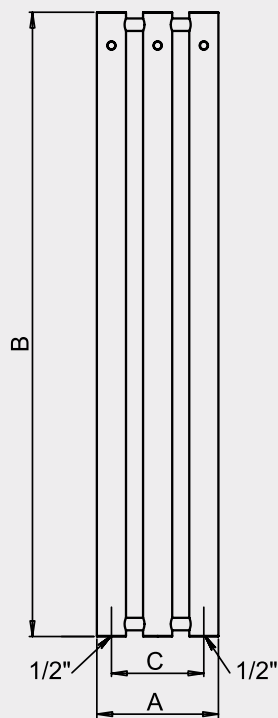
Location of "attachment" to the wall: ↓ 78 mm ↑ 78 mm

Central heating: YES

Combination heating: YES

Electric heating: YES

Connection options:



Chrome**	Brushed stainless	White coated	Other surface finish (coated)*	Width (A) x Height (B) [mm]	HO [W] Dt 20°C***		Weight [kg]	Content [l]	Connection span (C) [mm]	Max. recommended electric heating element [W]
					75/65°C	55/45°C				
R70/3C	R70/3SS	R70/3W	R70/3	292 × 1500	483	251	12,5	15,6	222	300

*Other surface finishes see page 78. **Heat output of chrome versions can be 20% lower.

***Calculation of temperature gradients can be viewed on www.pmh-co.cz.